







Complete Basic Care - Soil

1.  When using Gen200 Control, first add water to the reservoir, then add Control and stir well.
2. Second add Complete Basic Care Pink and mix thoroughly.
3. Add the rest of the products and mix thoroughly.
4. Adjust pH of nutrient solution to 5.8 - 6.2.




GR/ML per 100L water		Pre-grow	Week										
			1	2	3	4	5	6	7	8	9	10	
Light/dark	Hours	18/6	12/12	12/12	12/12	12/12	12/12	12/12	12/12	12/12	12/12	12/12	12/12
<i>Professional Care</i>													
 Control	ml	15	15	15	15	15	15	15	15	15	15	15	0
<i>Complete Basic Care</i>													
 Pink	gr	30	30	70	70	70	60	50	40	30	20	0	0
 Blue	gr	20	40	30	50	50	70	80	90	100	90	0	0
 Orange	gr	0	0	10	10	15	15	20	50	75	75	0	0
 Green	gr	0	5	5	5	5	5	10	10	10	5	0	0

In case of multiple weeks of pre-grow, add 5 grams of green starting from the second week

Pro Tip !!
Adjust with
Complete Basic Care

What do you want to see

- Flower acceleration
- Flower magnification



How to apply GEN200

- Add 10% more Blue starting in week 5
- Add 10% more Orange in the last 2 weeks

Complete Basic Care - Coco Hydro

1. When using Gen200 Control, first add water to the reservoir, then add Control and stir well.
2. Second add Complete Basic Care Pink and mix thoroughly.
3. Add the rest of the products and mix thoroughly.
4. Adjust pH of nutrient solution to 5.8 - 6.2.



GR/ML per 100L water		Pre-grow	Week										
			1	2	3	4	5	6	7	8	9	10	
Light/dark	Hours	18/6	12/12	12/12	12/12	12/12	12/12	12/12	12/12	12/12	12/12	12/12	12/12
<i>Professional Care</i>													
Control	ml	15	15	15	15	15	15	15	15	15	15	15	0
<i>Complete Basic Care</i>													
Pink	gr	30	40	70	80	70	70	50	50	40	25	0	0
Blue	gr	20	40	30	40	50	60	80	80	100	90	0	0
Orange	gr	0	0	10	15	15	20	20	30	50	50	0	0
Green	gr	0	5	5	5	5	5	10	10	10	5	0	0


In case of multiple weeks of pre-grow, add 5 grams of green starting from the second week

Pro Tip !!

Adjust with
Complete Basic Care

What do you want to see

- Flower acceleration
- Flower magnification



How to apply GEN200

- Add 10% more Blue starting in week 5
- Add 10% more Orange in the last 2 weeks